


*Catholic Schools
Leadership
Conference*

Staying the Course

June 20-22, 2022

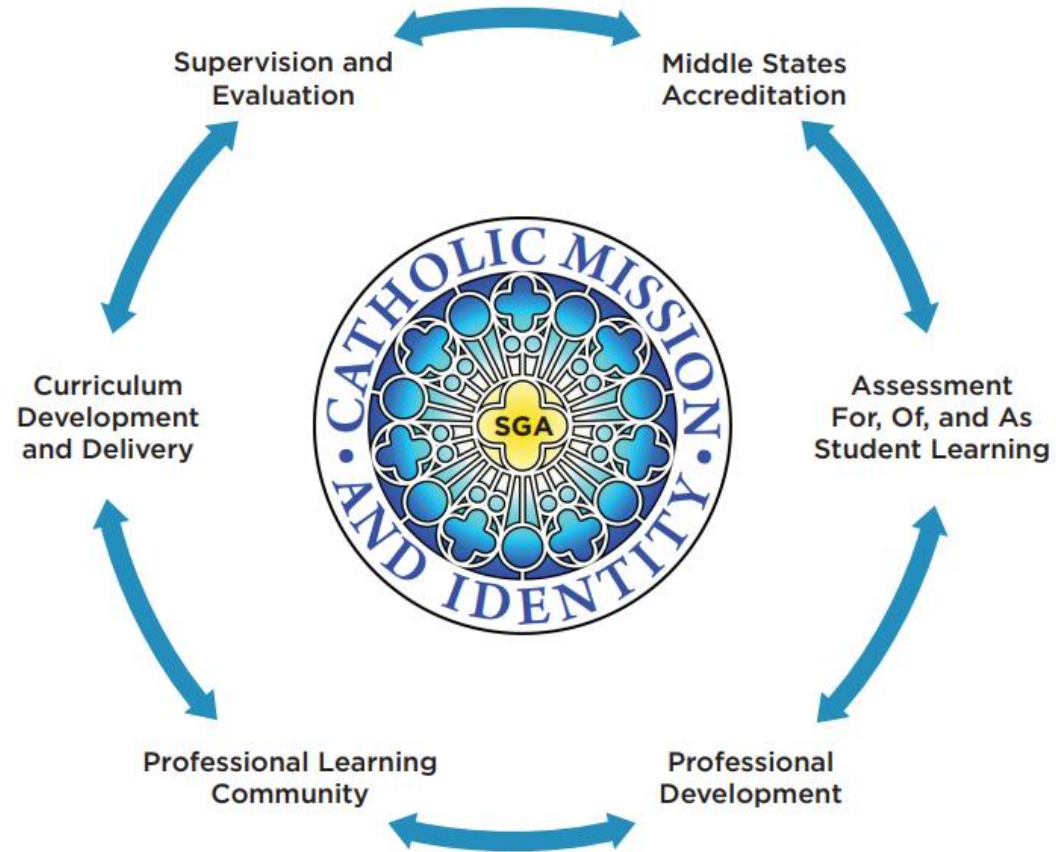






Formula For

STUDENT GROWTH AND ACHIEVEMENT (SGA)





Middle States
Accreditation



- Through Mathematics PLTs we are *establishing a culture that values and uses data.*
- NWEA Map Growth data provides the information necessary to work toward the goal of *all students are making a year's worth of growth and achieving at grade level in Mathematics.*



By the numbers...

Math Curriculum Committee Meetings since March	6
Individuals who stepped up and provided meaningful leadership to their colleagues as Math Curriculum Leads	22
Curriculum Lead Trainings and Networking Sessions	11
CSO/School Leader focused conversations around PLT implementation and NWEA Math Data	100
Number of hours the CSO Directors spent in its own PLT	48
Number of school-level PLT meetings Lisa attended to provide direct support	38
Number of PLT meetings held in schools this year	232



Has the PLT work led to better educational conversations with your teachers?



We are constantly in communication about what changes we can make as a result of the data that we have collected through the PLT



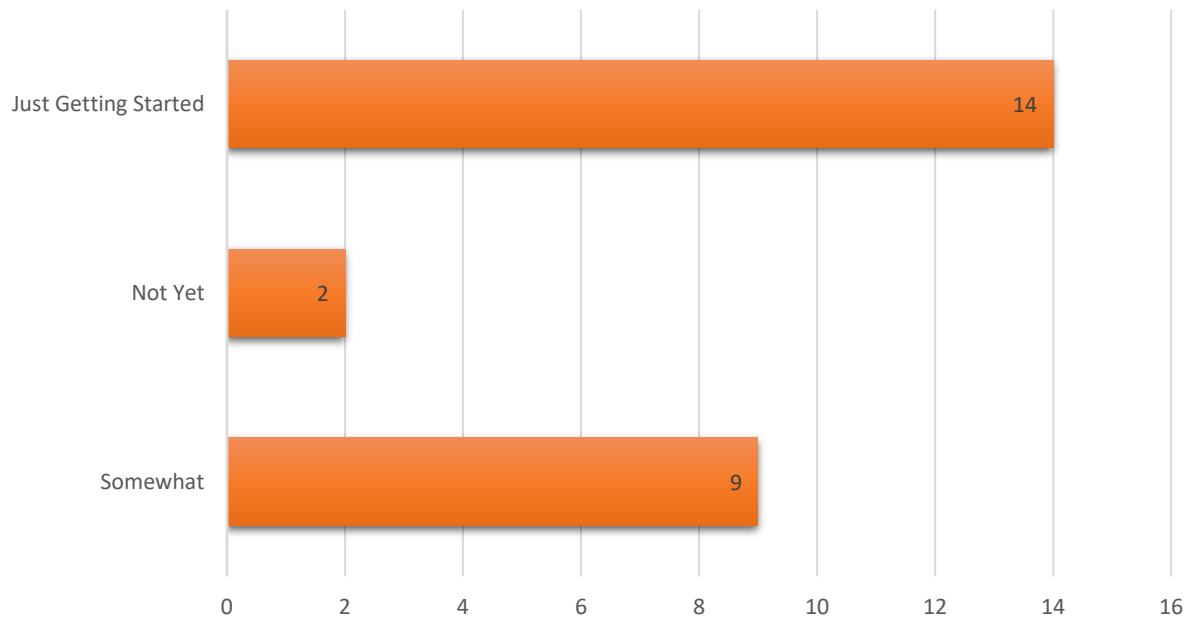
We were able to pinpoint areas of strengths and weaknesses so we can spend less time on skills the students have mastered and more on areas needing more help



Has the work of the PLT impacted student learning in your building?

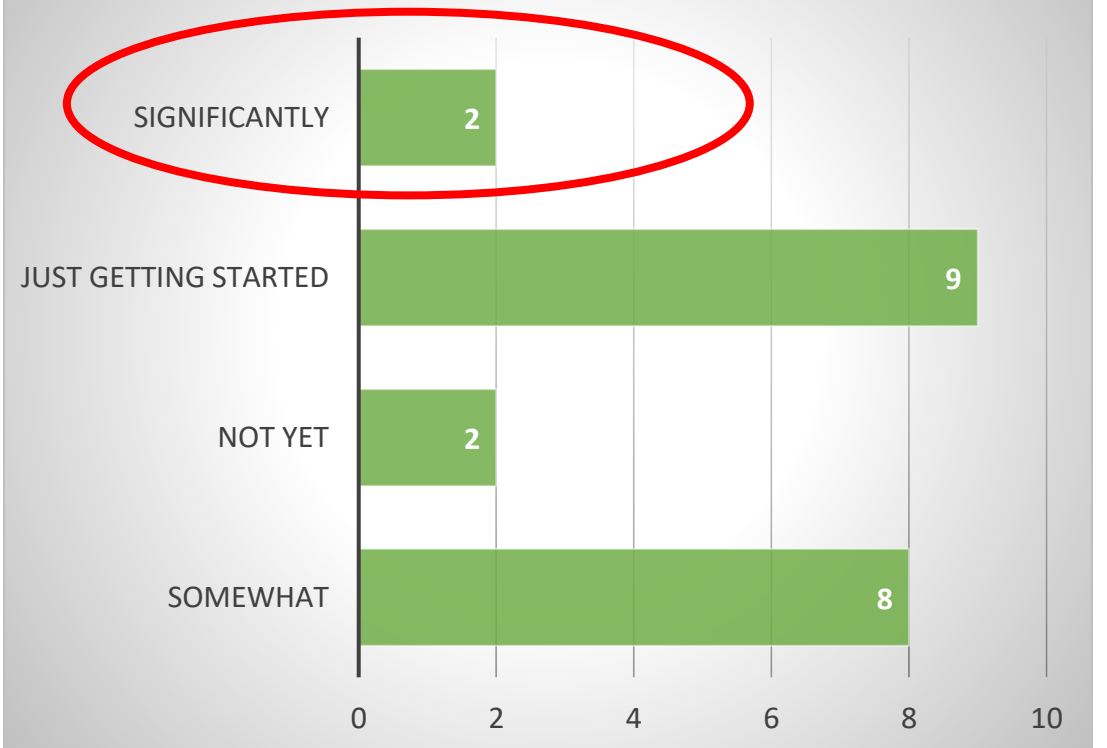
February

Count of Column



June

Count of Column





What
evidence
supports
your
response?

I have observed better math lessons. I have used the 8 Priorities check list with my observations this year and gave that back to the teachers after

Teachers are now starting to look at their data to adjust their instruction. Previously, most teachers viewed their assessments as "one and done".

The end of year assessment results!!!!!!!!!!!!!!
So much growth! :)

What three words would you use to describe your first year leading the school's Mathematics PLT?





Describe
your best
PLT success
from this
year?

Building relationships with other people in my building that allow for informative, constructive, and sometimes difficult conversations.

Coming together with my team to have discussions about what we need to improve upon to help our students to grow and excel.

The best success was seeing test results from our students. We were able to find more students that needed enrichment. We worked together to find different ways to help these students at their level. We have a wonderful team!



PLT Milestones and Implementation Guide

- Pre-initiating
- Initiating
- Operational
- Integration



Making deliberate efforts to integrate the PLT model as part of the school operations with a common goal of having a collective impact on student outcomes



Middle States
Accreditation



- Through Mathematics PLTs we are *establishing a culture that values and uses data.*
- NWEA Map Growth data provides the information necessary to work toward the goal of *all students are making a year's worth of growth and achieving at grade level in Mathematics.*







Staying the Course



Viable Curriculum and Essential Standards



Implementation of the math PLT – what do we want our students to know and be able to do?



Professional Development



ACCEPT THE CHALLENGE!