





## Exit Slips

Exit Slip	
Name: _____	Date: _____
Objective:	
_____	
_____	
_____	
Response:	

Stop-Save-Start	
As I think about my performance, here is one thing I will ...	
Stop:	
Save:	
Start:	
Name: _____	

Exit Slip	
Name: _____	Date: _____
Response:	

Observations	
Name: _____	Date: _____
I saw today...	
This made me think...	
Now, I wonder...	

## Exit Slips

Name: \_\_\_\_\_

5 Things I Know About \_\_\_\_\_

- 1.
- 2.
- 3.
- 4.
- 5.

Name: \_\_\_\_\_

Question of the Day:

\_\_\_\_\_

\_\_\_\_\_

Response:

Name: \_\_\_\_\_

Assignment:

Example:

Example:

Example:

Name: \_\_\_\_\_

Reading Selection:

Text-to-Self Connection:

Text-to-Text Connection:

Text-to-World Connection:

# Blank Exit Cards

Name: \_\_\_\_\_

Name: \_\_\_\_\_

Name: \_\_\_\_\_

Name: \_\_\_\_\_

## Exit Slips

Name: \_\_\_\_\_

Date: \_\_\_\_\_

Reading Selection:

**Connections I Made**

*To Myself:*

*To Another Text:*

*To the World:*



Name: \_\_\_\_\_

Date: \_\_\_\_\_

**Get the Gist**

*Gist of First Section:*

*Gist of Second Section:*

*Gist of Third Section:*

*Gist of the Fourth Section:*

*On the back,  
summarize today's  
learning.*



## Exit Slips


Name: \_\_\_\_\_

Date: \_\_\_\_\_

### Reflection

*I am really good at...*

*I need more practice with ...*



Name: \_\_\_\_\_

Date: \_\_\_\_\_

### Goal-Setting

*One goal I have for myself is ...*

*Steps I plan to take to reach my goal are...*

*Progress Checkpoints...*

- 1.
- 2.
- 3.



## Exit Slips

Name: \_\_\_\_\_

Date: \_\_\_\_\_

**Key Word:**

**Definition:**

**Illustration:**

**Word in Context:**



Name: \_\_\_\_\_

Date: \_\_\_\_\_

**Predictions**

***I think...***

***What happened...***

***Now I think...***



## Exit Slips

Exit Slip		
Name: _____		
Date: _____		
Objective: _____ _____ _____		
<input type="checkbox"/>	<input type="checkbox"/>	<input type="checkbox"/>
Did Not Get It	Need More Practice	Got It!
Why? _____ _____ _____		
<b>Demonstrate:</b>		

Exit Slip		
Name: _____		
Date: _____		
Warm-up:		
Outcome:		
Questions I Still Have:		
Closure:		

## Exit Slips

Name: \_\_\_\_\_

Date: \_\_\_\_\_

### *Be a Word Wall Mindreader*

**Clue One:**

*This word is a word on the word wall.*

**Clue Two:**

**Clue Three:**

**Clue Four:**

**Clue Five:**

*This word would fit in the following sentence:*



Name: \_\_\_\_\_

Date: \_\_\_\_\_

### **Scientific Method**

**Ask a Question:**

**Do Background Research:**

**Construct a Hypothesis:**

**Conduct an Experiment:**

**Analyze Data and Draw a Conclusion:**

**Communicate Your Results:**



## Blank Exit Slips

Name: \_\_\_\_\_

Date: \_\_\_\_\_

Name: \_\_\_\_\_

Date: \_\_\_\_\_

### Exit Slip

Elaborate on the vocabulary words that we learned today. Choose one Elaboration Strategy to explain the word's meaning.

Word:	Elaborate:
Word:	Elaborate:
Word:	Elaborate:

Name: \_\_\_\_\_

### Elaboration Strategies

- Give an example of the word
- Give a non-example of the word
- Create clues about attributes of the word – students guess
- Create a question about the word – students guess
- Create a simile or metaphor using the word
- Use the word in a different way from the original text
- Give synonyms for the word
- Give antonyms for the word
- Create a short story together using the words
- Draw a quick picture or symbol of the word
- Explain how the word relates to your life
- Give additional information about the word (more facts)
- Paraphrase what the word means
- Create a different sentence for the word
- Explain how this word relates to the world currently

### Exit Slip

Summary of Chapter, Section, or Book:

---

---

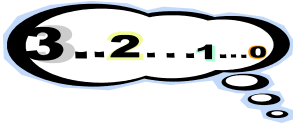
---

---

---

Picture of Learning:

## Exit Slips



**COUNTDOWN** BY \_\_\_\_\_

**3** things I know about...

**2** questions I still have...

**1** thing I will do...

Name: \_\_\_\_\_ Date: \_\_\_\_\_



### Power Question

Congratulations! You have the honor of creating a power question from today's lesson. Create a higher order question for the class to answer tomorrow about today's lesson.

## Exit Slips



Name: \_\_\_\_\_ Date: \_\_\_\_\_

### Learning Frame

Today I learned about \_\_\_\_\_ with my class.

The tricky part is \_\_\_\_\_,

but it helps when I \_\_\_\_\_.

It's important that I know this because

\_\_\_\_\_  
\_\_\_\_\_.



Name: \_\_\_\_\_ Date: \_\_\_\_\_

Possible Quiz Question	Answer

## Exit Slips



Name: \_\_\_\_\_ Date: \_\_\_\_\_

### The Important Thing

The important thing about \_\_\_\_\_  
Is that \_\_\_\_\_.


Supporting Detail #1: \_\_\_\_\_

Supporting Detail #2: \_\_\_\_\_

Supporting Detail #3: \_\_\_\_\_

But the most important thing is \_\_\_\_\_

\_\_\_\_\_  
\_\_\_\_\_



Name: \_\_\_\_\_ Date: \_\_\_\_\_

Quick Draw of \_\_\_\_\_

## Exit Slips

Self-Evaluation			Daily Outcome
I Got It!	I Sort-Of Got It!	I Didn't Get It YET!	
<input type="checkbox"/>	<input type="checkbox"/>	<input type="checkbox"/>	
<b>Demonstrate or Explain:</b>			
Name: _____ Date: _____			

Name: _____ Date: _____
<p style="text-align: center;"><b><i>Simile Summary</i></b></p> <p><b>A _____ is like a _____ because...</b></p>


## Blank Exit Slips

Name: \_\_\_\_\_ Date: \_\_\_\_\_

Name: \_\_\_\_\_ Date: \_\_\_\_\_

# Windowpane – Note-Taking

Name: \_\_\_\_\_ Date: \_\_\_\_\_

<b>Important Words and Definitions</b>	
<b>Important Dates</b>	<b>Important Events</b>
<b>Summary of Learning</b>	<b>Rating of my learning:</b>  <b>Questions I Have</b>

**Interview Time**  
**Verbal Closure**

<b>Person A:</b> _____ <b>Person B:</b> _____	<b>Topic:</b> _____ <b>Date:</b> _____
<p style="text-align: center;"><b>Person A's Responses:</b></p> <ul style="list-style-type: none"> <li><input type="checkbox"/> What was the most important idea in today's lesson?</li>   <li><input type="checkbox"/> What was an important detail in today's lesson?</li>   <li><input type="checkbox"/> What questions do we need to ask so that we can better understand the information?</li>   <li><input type="checkbox"/> What personal connections were made in today's lesson?</li> </ul> <p>Most profound statement made during this interview:</p>	<p style="text-align: center;"><b>Person B's Responses:</b></p> <ul style="list-style-type: none"> <li><input type="checkbox"/> What was the most important idea in today's lesson?</li>   <li><input type="checkbox"/> What was an important detail in today's lesson?</li>   <li><input type="checkbox"/> What questions do we need to ask so that we can better understand the information?</li>   <li><input type="checkbox"/> What personal connections were made in today's lesson?</li> </ul> <p>Most profound statement made during this interview:</p>

## Potential Exits to Wrap Up the Learning and Check for Understanding One More Time:

Summary of what I learned...

The most important things to understand about \_\_\_\_\_ are...

This concept is related to these other concepts...

Remember to ... when solving this math problem...

The main idea of \_\_\_\_\_ is...

The word \_\_\_\_\_ means...

Choose 1 event from your reading to elaborate...

Illustrate what you learned or visualized while reading...

Solve this problem...

Give an example of how one of event from the reading supports our theme of \_\_\_\_\_.

I'm beginning to wonder...now that I have learned....

Some examples of \_\_\_\_\_ are...

In my opinion...

I believe \_\_\_\_\_ is beneficial/harmful/dangerous because...

I think \_\_\_\_\_ is necessary/unimportant because...

I feel \_\_\_\_\_ is important because...

I used to feel/believe \_\_\_\_\_, but now I feel/believe \_\_\_\_\_ because...

Here is a possible way to solve the following problem...

Some details that I learned today are...

I have the following questions that should help me understand \_\_\_\_\_ better.

I made a personal connection with \_\_\_\_\_ because...

## Multiple Intelligence Exit Card

**PURPOSE:** To wrap up learning and seal it in the child's own comfort zone, or multiple intelligence.

Have student's choose one of the following ways to process or encode the day's learning based on ONE of their top strengths.

<b>Verbal Linguistic</b>	Write three things you learned <b>OR</b> Write a summary of the lesson or reading
<b>Logical Mathematical</b>	Create an outline of today's learning <b>OR</b> Design a timeline sequencing the events of today's learning
<b>Visual Spatial</b>	Illustrate or create a diagram about today's learning <b>OR</b> Create a mind map of today's learning
<b>Musical Rhythmic</b>	Create a rap containing the most important facts from today's learning <b>OR</b> Write a poem explaining the key points from today's learning
<b>Bodily Kinesthetic</b>	Create a cheer or rap with movements that go along with the words to what you learned from today's lesson. <b>OR</b> Role-play the key event in today's lesson
<b>Interpersonal</b>	With a partner, conduct an interview of today's learning <b>OR</b> With a partner, hold a debate about today's learning
<b>Intrapersonal</b>	Create a goal for you to personally implement based on today's learning <b>OR</b> Write a Dear Diary entry about how you feel about today's lesson.
<b>Naturalist</b>	Explain how today's learning might have an impact on the earth, animals, and/or human beings <b>OR</b> Make an analogy between today's learning and the world